



A quick reference to Medallion's door styles, wood species and finishes. Includes platform exclusive details on hinges, overlay and five-piece drawer front upgrades. Also includes standard versus upgrade options for drawer guides and hinges as well as general construction information.



PLATINUM



GOLD



SILVERLINE

DOOR STYLES

PLATINUM

WOOD SPECIES

AKnotty Alder
CCherry
MMaple
QSQuartersawn Oak

PRICE GROUP

BAHAMAS
shown on maple Harbor Mist



BAYSIDE shown on cherry
Ginger Snap Ebony Glaze



CALISTOGA
shown on maple Appaloosa



CAMELOT
shown on knotty alder Amaretto



CATALINA
shown on cherry Amaretto Ebony Glaze



CHELSEA shown on maple
Wheat Burnt Sienna Glaze



CRAFTSMAN
shown on knotty alder Walnut




DANA POINTE shown on cherry
Pecan Burnt Sienna Glaze



DEVONSHIRE
shown on cherry Vineyard



FIJI
shown on cherry Espresso



GABLE
shown on maple Eagle Rock Sable Glaze



HUDSON FALLS
shown on quartersawn oak Sundance



MADISON
shown on maple Sage Vintage



NEWCASTLE
shown on Maple Islander



OASIS
shown on maple Chestnut Frost Glaze



PICCADILLY shown on maple
Wheat Burnt Sienna Glaze



SANTA CRUZ shown on cherry
Wheat Burnt Sienna Glaze



STOCKTON
shown on quartersawn oak Walnut



TAHITI
shown on cherry Ginger Snap



TRINITY
shown on maple Bliss



VENICE shown on knotty alder
Walnut Ebony Glaze



WELLINGTON
shown on maple Oyster Vintage




WINSLOW
shown on maple Hazelnut



The Platinum line includes two standard face frame options and two standard hinge types.

FACE FRAME OPTIONS

- Beaded face frame includes a rounded groove within the face frame, closest to the doors/drawer fronts.
- Non-beaded face frame maintains original specifications.




Beaded




Non-beaded

HINGE OPTIONS

- Concealed hinge with integrated quiet-close.
- Barrel hinges include a finial detail; are visible from the exterior and are offered in five finishes.



Black



Antique Brass



Nickel



Bright Brass



Oil Rubbed Bronze

ONE STYLE FOUR OPTIONS

Medallion makes it easy to create a style truly inspired by you. Now you can choose your door style *and* center panel. Raised, reverse raised, flat, beaded—the pick your panel option is available on 28 door styles.

All of our style options can be seen on pages 6-7. The corresponding panel options, with wood species availability and price group information, are shown in the chart below.

DEVONSHIRE



FLAT PANEL



RAISED PANEL



REVERSE RAISED PANEL



BEADED PANEL

PANEL TYPE / WOOD SPECIES / PRICE GROUP

	Flat Panel							Reversed Raised							Raised							Beaded						
	C	H	A	M	R	O	Q	C	H	A	M	R	O	Q	C	H	A	M	R	O	Q	C	H	A	M	R	O	Q
BRIARWOOD	2	1	3	1	1	1	-	5	1	5	2	2	1	-	5	1	5	2	2	1	-	6	2	6	3	3	2	-
BROOKHILL	3	1	5	2	2	1	-	7	3	7	4	4	3	-	7	3	7	4	4	3	-	8	4	8	5	5	4	-
CALISTOGA	6	4	6	5	-	5	-	10	8	10	9	-	8	-	10	8	10	9	-	8	-	11	9	11	10	-	9	-
CAMELOT	6	-	6	5	-	5	-	11	-	11	10	-	9	-	11	-	11	10	-	9	-	12	-	12	11	-	10	-
CRAFTSMAN	5	3	5	4	4	3	8	7	5	7	6	6	5	10	7	5	7	6	6	5	10	8	6	8	7	7	6	11
DANA POINTE	4	2	4	3	3	2	-	6	4	6	5	5	4	-	6	4	6	5	5	4	-	7	5	7	6	6	5	-
DEVONSHIRE	8	6	8	7	-	6	-	10	8	10	9	-	8	-	10	8	10	9	-	8	-	11	9	11	10	-	9	-
ELLISON	5	3	5	4	4	4	-	9	7	9	8	8	7	-	9	7	9	8	8	7	-	10	8	10	9	9	8	-
HUDSON FALLS	6	4	6	5	5	4	7	7	5	7	6	6	5	8	7	5	7	6	6	5	8	8	6	8	7	7	6	9
LOXLEY	8	6	-	7	-	6	-	11	8	-	9	-	9	-	11	8	-	9	-	9	-	12	9	-	10	-	10	-
MADISON	4	2	4	3	3	2	-	8	6	8	7	7	6	-	8	6	8	7	7	6	-	9	7	9	8	8	7	-
MISSION	6	4	6	5	5	4	7	7	5	7	6	6	5	8	7	5	7	6	6	5	8	8	6	8	7	7	6	9
NAPA VALLEY	2	1	3	1	1	1	-	5	1	5	2	2	1	-	5	1	5	2	2	1	-	6	2	6	3	3	2	-
PARK PLACE	6	4	6	5	5	4	-	7	5	7	6	6	5	-	7	5	7	6	6	5	-	8	6	8	7	7	6	-

KEY

C = cherry; H = hickory; A = knotty alder; M = maple; R = rustic maple; O = oak; Q = quartersawn oak

1


PICK YOUR STYLE

DEVONSHIRE



2

PICK YOUR PANEL



RAISED PANEL



FLAT PANEL



REVERSE RAISED



BEADED PANEL

See Section 200 of your Gold Specifications Manual for additional details.

PANEL TYPE / WOOD SPECIES / PRICE GROUP

	Flat Panel							Reversed Raised							Raised							Beaded						
	C	H	A	M	R	O	Q	C	H	A	M	R	O	Q	C	H	A	M	R	O	Q	C	H	A	M	R	O	Q
POTTER'S MILL	4	2	4	3	3	2	-	7	5	7	6	6	5	-	7	5	7	6	6	5	-	8	6	8	7	7	6	-
PROVIDENCE	6	4	6	5	5	4	-	8	6	8	7	7	6	-	8	6	8	7	7	6	-	9	7	9	8	8	7	-
RUSHMORE	4	2	4	3	3	2	-	8	6	8	7	7	6	-	8	6	8	7	7	6	-	9	7	9	8	8	7	-
SONOMA	7	5	7	6	6	5	-	8	6	8	7	7	6	-	8	6	8	7	7	6	-	9	7	9	8	8	7	-
STOCKTON	3	1	3	2	2	1	8	6	4	6	5	5	4	11	6	4	6	5	5	4	11	7	5	7	6	6	5	12
STRATFORD	2	1	3	1	1	1	-	5	1	5	2	2	1	-	5	1	5	2	2	1	-	6	2	6	3	3	2	-
VALENCIA	8	-	-	7	-	-	-	9	-	-	8	-	-	-	9	-	-	8	-	-	-	10	-	-	9	-	-	-
VENICE	7	-	7	6	-	-	-	9	-	9	8	-	-	-	9	-	9	8	-	-	-	10	-	10	9	-	-	-
VICTORIA	6	-	-	5	-	-	-	9	-	-	8	-	-	-	9	-	-	8	-	-	-	10	-	-	9	-	-	-
WAKEFIELD	8	-	8	7	-	-	-	11	-	11	10	-	-	-	11	-	11	10	-	-	-	12	-	12	11	-	-	-
WELLINGTON	5	3	5	4	4	3	-	9	7	9	8	8	7	-	9	7	9	8	8	7	-	10	8	10	9	9	8	-
WINDWOOD	3	1	5	2	2	1	-	7	3	7	4	4	3	-	7	3	7	4	4	3	-	8	4	8	5	5	4	-
WINSLOW	7	5	7	6	6	5	-	10	8	10	9	9	8	-	-	-	-	-	-	-	-	11	9	11	10	10	9	-
YORK	7	-	-	6	-	-	-	9	-	-	8	-	-	-	9	-	-	8	-	-	-	10	-	-	9	-	-	-

KEY

C = cherry; H = hickory; A = knotty alder; M = maple; R = rustic maple; O = oak; Q = quartersawn oak

PICK A PANEL DOOR STYLES

GOLD

Wood species availability and price group information on pages 4-5.

BRIARWOOD
RAISED PANEL



Half Overlay

shown on knotty alder Natural

BROOKHILL
RAISED PANEL



Full Overlay

shown on maple Harbor Mist

CALISTOGA
RAISED PANEL



Full Overlay

shown on maple Amaretto Ebony Glaze and Highlight

CAMELOT
RAISED PANEL



Full Overlay

shown on maple Divinity

CRAFTSMAN
REVERSE RAISED PANEL



Full Overlay

shown on Oak Rumbery Ebony Glaze Only

DANA POINTE
RAISED PANEL



Full Overlay

shown on knotty alder Amaretto

DEVONSHIRE
RAISED PANEL



Full Overlay

shown on cherry Peppercorn

ELLISON
RAISED PANEL



Full Overlay

shown on knotty alder Walnut

HUDSON FALLS
REVERSE RAISED PANEL



Full Overlay

shown on oak Seagrass

LOXLEY
FLAT PANEL



Full Overlay

shown on oak Sangria

MADISON
RAISED PANEL



Full Overlay

shown on rustic maple Harvest Bronze Ebony Glaze and Highlight with Legacy Distressing

MISSION
FLAT PANEL



Full Overlay

shown on quartersawn oak Harbor Mist Sheer

NAPA VALLEY
RAISED PANEL



Half Overlay

shown on maple Islander Sheer

PARK PLACE
FLAT PANEL



Full Overlay

shown on cherry Rumbery

POTTER'S MILL
FLAT PANEL



Full Overlay

shown on cherry Eagle Rock Sable Glaze and Highlight

PROVIDENCE
FLAT PANEL



Full Overlay

shown on oak Peppercorn

RUSHMORE
RAISED PANEL



Full Overlay

shown on knotty alder Hazelnut Burnt Sienna Glaze Only with Antique Distressing

SONOMA
FLAT PANEL



Full Overlay

shown on cherry Natural

STOCKTON
REVERSE RAISED PANEL



Full Overlay

shown on knotty alder Chestnut Ebony Glaze Only

STRATFORD
RAISED PANEL



Half Overlay

shown on maple Carriage Black Burnt Sienna Glaze and Highlight with Heirloom Distressing

VALENCIA
RAISED PANEL



Full Overlay

shown on cherry Pecan Burnt Sienna Glaze Only with Legacy Distressing

VENICE
RAISED PANEL



Full Overlay

shown on maple Oyster Mocha Glaze and Highlight with Heirloom Distressing

VICTORIA
RAISED PANEL



Full Overlay

shown on maple Champagne Burnt Sienna Glaze Only

WAKEFIELD
RAISED PANEL



Full Overlay

shown on knotty alder Cappuccino

WELLINGTON
RAISED PANEL



Full Overlay

shown on cherry Rumberry Ebony Glaze and Highlight

WINDWOOD
RAISED PANEL



Full Overlay

shown on maple Islander Coastal

WINSLOW
REVERSE RAISED PANEL



Full Overlay

shown on knotty alder Appaloosa

YORK
REVERSE RAISED PANEL



Full Overlay

shown on maple Amaretto Ebony Glaze and Highlight

SPECIALTY DOOR STYLES

GOLD

- A 10** — WOOD SPECIES
 AKnotty Alder
 CCherry
 HHickory
 MMaple
 RMRustic Maple
 OOak
 QSQuartersawn Oak
- A 10** — PRICE GROUP

BAHAMAS shown on maple
White Chocolate Classic



Full Overlay

BELLA shown on straight-grain quartersawn oak
Islander



Full Overlay

CHEYENNE shown on hickory
Amaretto Ebony Glaze Only



Full Overlay

GABLE shown on quartersawn oak Vineyard



Full Overlay

GLENWOOD shown on cherry Appaloosa



Full Overlay

PICCADILLY shown on maple
Cashew Burnt Sienna Glaze Only




Full Overlay

TRINITY shown on maple Chestnut



Full Overlay

YUKON shown on hickory
Natural



Full Overlay

FULL OVERLAY VS. HALF OVERLAY

Gold and Silverline door styles are either Full or Half overlay. Full overlay door styles almost cover the entire face frame when closed. Half overlay door styles cover part of the face frame when closed. Both overlay styles are structurally sound, the difference is purely aesthetic.



Full overlay



Half overlay

DOOR STYLES

SILVERLINE

A 10 — WOOD SPECIES
 AKnotty Alder
 CCherry
 HHickory
 MMaple
 OOak
 QSQuartersawn Oak
 THThermofoil

A 10 — PRICE GROUP


ASTORIA
shown on maple Vineyard



C 7
M 5
O 3

Half Overlay

AVALON
shown on quartersawn oak Chestnut



C 4
H 1
M 2
O 1
QS 4

Full Overlay

BRECKENRIDGE
thermofoil White



TH 6

Full Overlay

BRIDGEPORT
shown on oak Walnut



O 3

Half Overlay

CALDWELL shown on cherry
Natural Burnt Sienna Highlight



C 8
M 7
O 5

Full Overlay

CAMILLA shown on cherry
Natural Burnt Sienna Highlight



A 8
C 8
H 6
M 6

Full Overlay


CARLISLE
shown on maple Sage Classic



C 7
M 5

Full Overlay


CHANNING
shown on cherry Ginger Snap



C 9
M 7

Full Overlay


COLUMBIA shown on maple
Hazelnut Burnt Sienna Highlight



A 7
C 7
M 5
O 3

Half Overlay

EMMETT
shown on cherry Vineyard



C 9
M 7

Full Overlay

FENWICK shown on knotty alder
Amaretto Ebony Highlight



A 8
C 8
H 6
M 6
O 6

Full Overlay

FENWICK
thermofoil White



TH 6

Full Overlay


FLETCHER
shown on cherry Wheat



C 7
M 5

Full Overlay

KENDRICK
shown on oak White Sand



M 3
O 2

Half Overlay

DOOR STYLES

SILVERLINE

LANCASTER
shown on maple Natural




Full Overlay

LIBERTY
shown on oak Wheat




Half Overlay

TUCSON shown on knotty alder
Natural Burnt Sienna Highlight



Half Overlay

VISTA
thermofoil White




Full Overlay

WINSTON
shown on hickory Wheat



Full Overlay

WINTERBERRY
thermofoil White



Full Overlay

WYATT
shown on oak Sundance




Full Overlay

NOTE: Standard drawer fronts shown

OPTIONAL UPGRADE TO FIVE-PIECE DRAWER FRONT

Most standard Silverline drawer fronts are slab. Give your customer the option to upgrade to a five-piece drawer front that matches the door style chosen. Five-piece drawer fronts are another way Medallion can make cabinets unique to your customers.



CARLISLE



FENWICK



CHANNING



LANCASTER



LIBERTY



WYATT



FLETCHER



CALDWELL



EMMETT




TUCSON



WINSTON



COLUMBIA



VISTA

WOOD SPECIES

OAK

Available in Gold and Silverline

- Open grain patterns vary from close-knit and vertical to prominent and arched
- Colors range from light tan and pink to medium dark red and brown
- May contain small mineral streaks and some pin knots

QUARTERSAWN OAK

Available in all product lines

- Quartered and cut at a 90-degree angle to the growth ring of the tree to create close-knit vertical grain pattern
- Exposes a beautiful aspect of the grain called flake
- Colors range from light tan and pink to medium dark red and brown
- Dense, heavy wood that is very strong and resists shock
- Typical in Mission or Arts and Crafts styling



Hudson Falls Flat Panel quartersawn oak in Natural



Lancaster oak in Natural


OAK CHARACTERISTICS:



Pin knots



Mineral streaks




Close-knit, vertical grain



Prominent, arched grain

QUARTERSAWN OAK CHARACTERISTICS:



Flake

QUARTERSAWN OAK AND OAK STAINS




Champagne†




Natural



Cappuccino†



Peppercorn†



Tumbleweed




Sandalwood




Hazelnut




Pecan




Chestnut**




Amaretto




Rumberry†




Walnut



Espresso*



Onyx



Sangria



Smoke

QUARTERSAWN OAK AND OAK GLAZES Available in glaze only, highlight, or glaze and highlight.



Natural Frost Glaze**



Cappuccino Burnt Sienna Glaze**



Peppercorn Ebony Glaze**



Tumbleweed Burnt Sienna Glaze




Tumbleweed Frost Glaze†



Sandalwood Burnt Sienna Glaze




Harvest Bronze Ebony Glaze**



Rumberry Ebony Glaze†



Amaretto Ebony Glaze**



Smoke Ebony Glaze

GLAZE ONLY

Spraying glaze over the base stain or paint color, then wiping off by hand, changing the base color and appearance and adding depth.

HIGHLIGHT ONLY

Hand brushing glaze on doors, molding and accessories to accent and define detail without changing the overall base color.

GLAZE AND HIGHLIGHT

The best of both worlds—glazing to change the base color and highlighting to define details on doors, moldings and accessories.

*Finish not available on Quartersawn Oak

** Finish not available on Oak

†Finish not available in Silverline

Silverline glazes available in Highlight only.



Brookhill Raised Panel cherry in Natural

CHERRY

Available in all product lines

- Rich color and smooth, flowing grain patterns
- Color varies from light pink to dark brown; variations are more prominent with lighter stains
- Will darken or mellow with age, a change that is more noticeable with light stains—sun exposure greatly accelerates this process


CHERRY CHARACTERISTICS:



Pin knots



Mineral streaks



Pitch pockets



Sap wood


CHERRY STAINS



Cappuccino⁺




Peppercorn⁺



Natural




Tumbleweed



Sandalwood




Pecan



Chestnut




Amaretto




Rumberry⁺



Ginger Snap




Brandywine



Espresso



Onyx



Sangria



Smoke

CHERRY GLAZES Available in glaze only, highlight, or glaze and highlight.



Pecan Frost Glaze⁺



Cappuccino Burnt Sienna Glaze⁺



Peppercorn Ebony Glaze⁺



Natural Burnt Sienna Glaze



Tumbleweed Frost Glaze⁺



Tumbleweed Burnt Sienna Glaze




Sandalwood Burnt Sienna Glaze




Pecan Burnt Sienna Glaze



Harvest Bronze Ebony Glaze⁺⁺



Eagle Rock Sable Glaze⁺



Amaretto Ebony Glaze



Rumberry Ebony Glaze⁺



Ginger Snap Ebony Glaze



Brandywine Ebony Glaze



Smoke Ebony Glaze

⁺Finish not available in Silverline

⁺⁺Only available in Glaze and Highlight

Silverline glazes available in Highlight only.

Platinum glazing specifications differ, consult the specifications manual for details.




Brookhill Reverse Raised Panel knotty alder
in Chestnut Ebony Highlight

KNOTTY ALDER


Available in all product lines

- A rich-looking wood that blends well with cherry
- Color is very uniform light brown with a reddish tinge
- Fairly straight-grained, uniform texture
- Contains pin knots, open and closed knots of various sizes, checking and mineral streaks which are typical and not considered defects. Knots may be in locations which affect hardware placement.

KNOTTY ALDER CHARACTERISTICS:



Checking



Pin knots



Mineral streaks



Open knots



Closed knots

KNOTTY ALDER STAINS




Cappuccino[†]



Peppercorn[†]



Natural




Tumbleweed




Sandalwood




Hazelnut



Chestnut



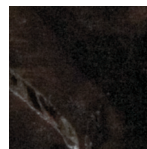
Amaretto




Rumberry[†]




Walnut



Onyx



Sangria



Smoke

KNOTTY ALDER GLAZES Available in glaze only, highlight, or glaze and highlight.



Natural
Frost Glaze[†]



Cappuccino Burnt
Sienna Glaze[†]




Peppercorn
Ebony Glaze[†]



Natural Burnt
Sienna Glaze



Tumbleweed
Frost Glaze



Tumbleweed
Burnt Sienna Glaze



Sandalwood Burnt
Sienna Glaze




Hazelnut Burnt
Sienna Glaze



Harvest Bronze
Ebony Glaze^{†*}



Chestnut
Ebony Glaze[†]



Amaretto
Ebony Glaze



Rumberry
Ebony Glaze[†]



Walnut
Ebony Glaze[†]



Smoke Ebony
Glaze

[†]Finish not available in Silverline

^{*}Only available in Glaze and Highlight

Silverline glazes available in Highlight only.

Platinum glazing specifications differ, consult the specifications manual for details.



Devonshire Flat Panel maple in Hazelnut



Park Place Reverse Raised Panel rustic maple in Hazelnut

MAPLE

Available in all product lines

- Smooth texture with tight, uniform grain patterns
- Color is creamy white, varying slightly from almost bright white to light pink or reddish brown
- Contains a natural resin that causes the wood to turn amber as it ages, a change that is more noticeable with light stains. Sun exposure greatly accelerates this process.

RUSTIC MAPLE

Available in Gold

- A dense hardwood with smooth texture and closed grain pattern
- Colors range from creamy whites and light tans to almost black in knotty areas. Bark pockets and mineral streaks can be evident in a single stave of wood.
- Color shift is more evident in lighter finishes
- Medium and dark finishes obscure much of the wood's color variation and the overall finish appears more consistent

MAPLE CHARACTERISTICS:



Mineral streaks

Curly grain

RUSTIC MAPLE CHARACTERISTICS:



Open knot

Worm holes

Worm tracking

Mineral streaks

Vibrant color

Closed knot

Bark pockets

Non-structural splits

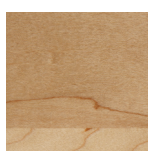
RUSTIC MAPLE AND MAPLE STAINS



Champagne⁺



Natural




Tumbleweed




Sandalwood



Hazelnut



Chestnut




Amaretto




Rummary⁺




Ginger Snap




Brandywine



Onyx^{*}



Sangria



Smoke

RUSTIC MAPLE AND MAPLE GLAZES Available in glaze only, highlight, or glaze and highlight.



Champagne Burnt Sienna Glaze⁺



Natural Burnt Sienna Glaze



Tumbleweed Frost Glaze



Tumbleweed Burnt Sienna Glaze



Sandalwood Burnt Sienna Glaze



Hazelnut Burnt Sienna Glaze




Chestnut Frost Glaze^{**}



Harvest Bronze Ebony Glaze^{** **}



Eagle Rock Sable Glaze⁺ ^{**}



Amaretto Ebony Glaze




Rummary Ebony Glaze⁺



Ginger Snap Ebony Glaze



Brandywine Ebony Glaze



Smoke Ebony Glaze

⁺Finish not available in Silverline

^{*}Finish not available on Rustic Maple

^{**}Only available in Glaze and Highlight

Silverline glazes available in Highlight only.
Platinum glazing specifications differ, consult the specifications manual for details.



Calistoga Raised Panel hickory in Pecan

HICKORY

Available in Gold and Silverline

- Can vary dramatically in color within a single piece of wood; from almost white to a deep, dark brown
- Bold, prominent grain patterns give it a rustic appearance
- Burls, pin knots, mineral streaks and small, sound knots are typical and are not considered defects

HICKORY CHARACTERISTICS:




Pin knots



Mineral streaks



Burl



Small sound knots

HICKORY STAINS



Champagne+



Natural




Tumbleweed




Sandalwood




Pecan




Rumberry+



Amaretto



Sangria



Smoke

HICKORY GLAZES Available in glaze only, highlight, or glaze and highlight.



Tumbleweed Frost Glaze




Tumbleweed Burnt Sienna Glaze




Sandalwood Burnt Sienna Glaze



Rumberry Ebony Glaze+



Amaretto Ebony Glaze+



Smoke Ebony Glaze

*Finish not available in Silverline

FINISH SELECT PROGRAM

Available in Gold

The Stain Select Program has evolved to a new level—with more options! Now Classic Paint, Custom Paint and Coastal Sheer colors can be used as the base material in addition to our standard stains. You can even add Heirloom distressing.

Once a door style and species is chosen, follow these steps to make your selection. Remember to order and approve a sample door before a final order is placed. Download forms for the Finish Select program from the Medallion Extranet.



1

PICK YOUR
FINISH

2

PICK YOUR
GLAZE



BURNT SIENNA



EBONY



FROST



MOCHA



RAW UMBER



SABLE



PEWTER*


* Available in Highlight only.

3

PICK YOUR GLAZE APPLICATION



GLAZE ONLY



HIGHLIGHT ONLY



GLAZE AND HIGHLIGHT

4

ADD DRYBRUSH


Light dry-brushed taupe accents available on any base color.



5

PICK YOUR DISTRESSING

Heirloom distressing is new!



HEIRLOOM

Machine dents, sand through



ANTIQUE

Hand dents, round over



LEGACY

Antique plus rasping, worm holes, chisel marks, knife splits and brush spatter

6

PICK YOUR SHEEN

- SATIN
- SEMI-GLOSS





CLASSIC PAINT CHARACTERISTICS:



Even coverage



Lustrous color

CLASSIC PAINTS


Available in Platinum and Gold

Select colors available in Silverline


Medallion's Classic Paint finishes offer lustrous color and solid coverage plus the flexibility to design with simplicity or sophistication.

Photo left: Gold - Camelot Raised Panel maple in Divinity Classic


MAPLE CLASSIC PAINTS



White Icing Classic*



Divinity Classic*



White Chocolate Classic*



Irish Crème*



Chai Latte*



Saffron Classic*




Sage Classic*



Bliss Classic



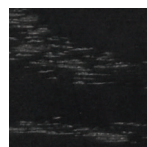
Cayenne Classic




Carriage Black Classic*

*Indicates finishes available in Silverline

CARRIAGE BLACK CLASSIC ON ADDITIONAL WOOD SPECIES



Oak and Quartersawn Oak




Hickory



PAINT WITH GLAZE CHARACTERISTICS:



Glaze hang-up



Patina on flat surfaces

PAINT WITH GLAZE

Available in Gold

Paint available with glaze only, or with both glaze and highlight.

Available in Platinum as Vintage

Photo left: Gold - Calistoga Raised Panel maple Cayenne Sable Glaze Only

MAPLE PAINT WITH GLAZE



Morel Raw Umber



Oyster Mocha



Saffron Mocha*



Sage Mocha*



Cayenne Sable*

*Also available with Highlight in Gold.


PAINT WITH HEIRLOOM DISTRESSING

Available in Platinum and Gold

Only available with glaze and highlight. This look is achieved by adding a glaze and highlight to an enamel base coat. The amount of glaze hang-up varies based on door style. Random distressing and sand through is also added to create the wear and patina of an heirloom furniture piece.


Photo right: Gold – Devonshire Flat Panel maple in Saffron Mocha Glaze and Highlight with Heirloom Distressing

HEIRLOOM PAINT CHARACTERISTICS:



Sanded corners

Glaze hang-up



Patina on flat surfaces



MAPLE PAINT WITH HEIRLOOM DISTRESSING




Morel Raw Umber
Glaze & Highlight



Oyster Mocha
Glaze & Highlight




Saffron Mocha
Glaze & Highlight



Sage Mocha
Glaze & Highlight




Cayenne Sable
Glaze & Highlight



Carriage Black Burnt
Sienna Glaze & Highlight

CARRIAGE BLACK PAINT WITH HEIRLOOM DISTRESSING ON ADDITIONAL WOODS



Cherry



Oak and
Quartersawn Oak



Knotty Alder



Hickory

PAINT WITH HIGHLIGHT

Available in Silverline and Gold

This look is achieved by hand brushing highlights on an enamel base coat. The brush strokes are defined and included on profiles of doors and drawer fronts to enhance detail. The amount of highlight hang-up varies based on door style.


Photo right: Silverline – Lancaster maple in Divinity with Burnt Sienna Highlight

HIGHLIGHTED PAINT CHARACTERISTICS:



Highlighted
profile

Lustrous color



MAPLE HIGHLIGHT PAINTS



White Icing
Pewter Highlight*




Divinity Burnt
Sienna Highlight




Divinity Pewter
Highlight




White Chocolate
Mocha Highlight



White Chocolate
Pewter Highlight




Irish Céme
Pewter Highlight



Chai Latte Pewter
Highlight



Saffron
Mocha Highlight



Sage
Mocha Highlight

*Only available in Gold.



COASTAL COLLECTION

Available in all product lines

These color-washed stains allow the natural texture of the wood species selected to show through. Available in Coastal with subtle dry-brushed accents or in Sheer with solid coverage.

Photo top left: Gold – Calistoga Raised Panel maple Sundance Sheer

AVAILABLE ON MAPLE, OAK & QUARTERSAWN OAK




Cottage White Coastal



White Sand Coastal



Sundance Coastal




Seagrass Coastal



Islander Coastal



Castle Rock Coastal



Harbor Mist Coastal



Cottage White Sheer*



White Sand Sheer



Sundance Sheer



Seagrass Sheer



Islander Sheer



Castle Rock Sheer



Harbor Mist Sheer

*Finish not available on maple



VINEYARD

Available in all product lines

Vineyard is a deep red finish accented by a black brush glazed finish. This multi-step process allows for more glaze left on the cabinetry than our typical glazes. This finish is beautiful as an accent color as well as the primary focus of your living space.

Photo middle left: Gold – Stockton Reverse Raised Panel cherry in Vineyard

VINEYARD FINISHES



Maple and Rustic Maple



Cherry



Oak and Quartersawn Oak



Knotty Alder



STONEY BROOKE COLLECTION

Available in Gold

This unique finish is achieved by artfully brushing multiple glaze materials onto a stained surface. Thicker than a normal glaze, the varying shades of application create a subtle textural feel and appearance. Available on select door styles in oak and quartersawn oak.

Photo bottom left: Gold – Craftsman Raised Panel oak Greystone




Greystone



Cobblestone



Boulder



Shale

APPALOOSA

Available in Platinum and Gold

Appaloosa finish characteristics include a semi-transparent warm gray stain, Legacy Distressing and dark glaze hang-up. Spray spatter and glaze brushed accents are also added to enhance the depth of the finish. All physical and finish elements are hand applied, giving each piece a unique time-worn appearance.

Photo top right: Gold - Potter's Mill Reverse Raised Panel knotty alder in Appaloosa

APPALOOSA FINISHES



Maple and Rustic Maple



Cherry



Knotty Alder



ANTIQUE DISTRESSING

Available in Platinum and Gold

Expert craftsmanship creates this Antique look by lightly distressing the wood for a subtle, worn appearance. This decorative art form gives the wood a slightly aged feel, adding character and a one-of-a-kind patina. Characteristics inherent in this technique include sanded corners/profiles of doors and drawer fronts, as well as small dings and dents. Antique Distressing is available on select woods with glaze and highlight finish in our standard offering.

Photo middle right: Gold - Wakefield Raised Panel maple Sesame Burnt Sienna Glaze and Highlight with Antique Distressing

ANTIQUE CHARACTERISTICS:



Sanded corners



Dents



Glaze hang-up



LEGACY DISTRESSING

Available in Platinum and Gold

Medallion's Legacy Distressed finish is created when our finish experts physically distress the wood to evoke an aged appearance. Along with the characteristics of Antique Distressing, the Legacy finish features rasping, worm holes, chisel marks, knife splits and a glazed brush spatter. Legacy Distressing is available on select woods with a glaze and highlight finish in our standard offering.

Photo bottom right: Gold - Brookhill Raised Panel knotty alder Chestnut Ebony Glaze and Highlight with Legacy Distressing

LEGACY CHARACTERISTICS:




Sanded corners



Dents



Glaze hang-up



Worm holes



Knife mark/
chisel mark



Spatter marks



CABINET CONSTRUCTION

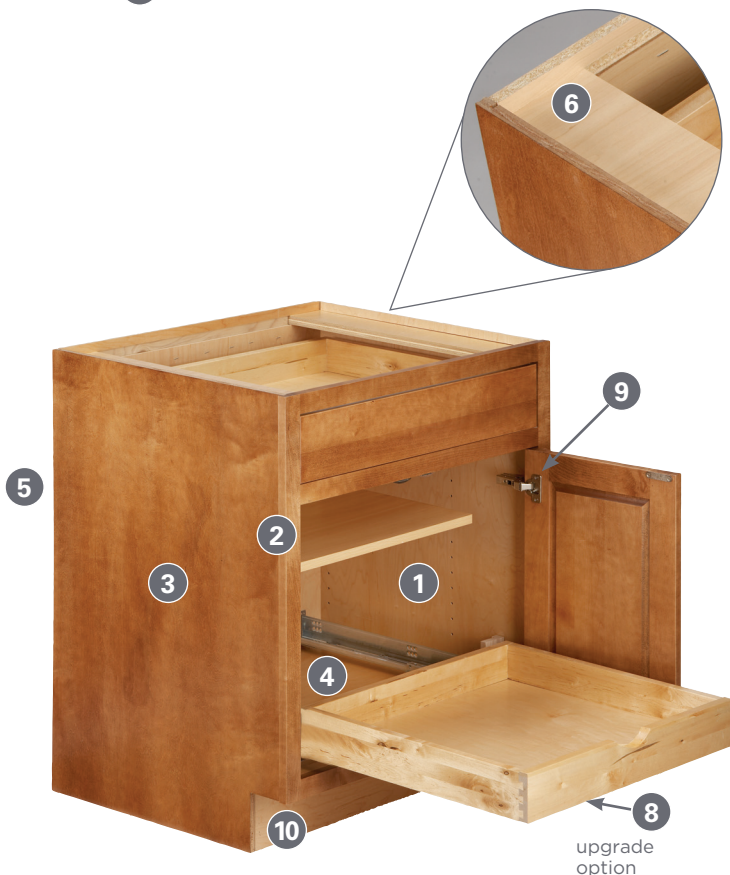
INSET CABINETRY EXAMPLE

Platinum plywood standard construction shown

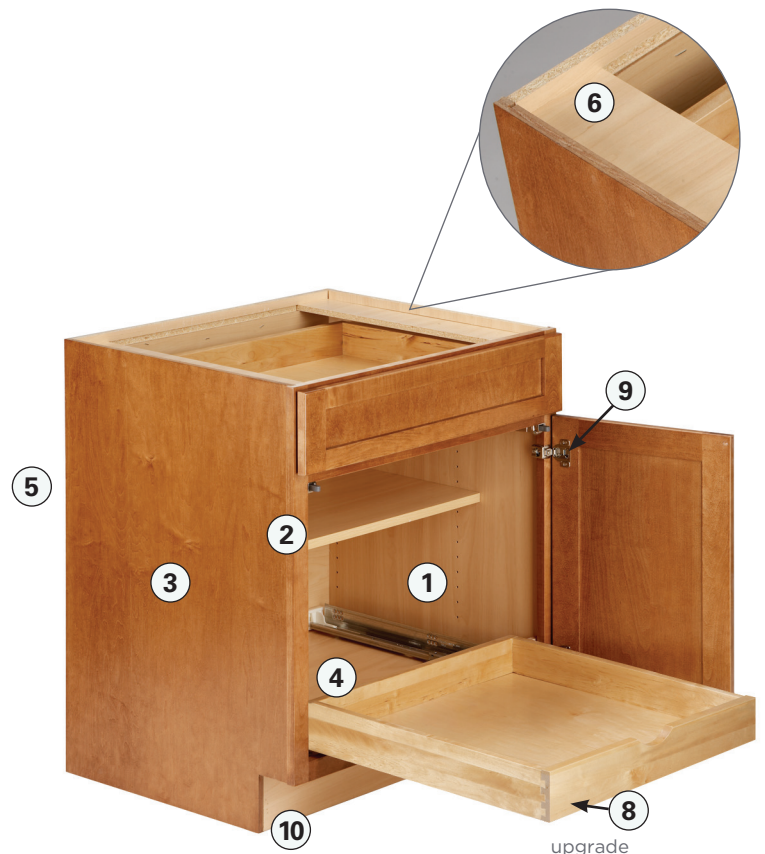


OVERLAY CABINETRY EXAMPLE

Gold plywood construction shown



upgrade
option



upgrade
option

1	INTERIOR	Light maple print White (thermofoil only)	Light maple print*	Maple veneer with clear finish
2	FACE FRAME	3/4" thick solid wood		
3	END PANELS	Laminated furniture board	Laminated furniture board*	Plywood
		1/2" thick - optional upgrade to 3/4" thick plywood		
4	TOP AND BOTTOM	Laminated furniture board	Laminated furniture board*	Maple plywood
		1/2" thick		3/4" thick
5	BACK	Furniture board	Furniture board*	Maple plywood
		1/8" thick		
6	I-BEAM	Furniture board	Furniture board*	Plywood
		Dadoed into side panels to keep cabinet square 1/2" thick		3/4" thick
7	HANGER RAIL	Furniture board	Furniture board*	Plywood
		1/2" thick - Pocket screwed for superior strength!		
8	SHELVES	Laminated furniture board	Laminated furniture board*	Maple plywood
		3/4" thick - optional upgrade to roll-out trays, 6 1/2" heights available		
8	SHELF SUPPORTS SOLID METAL	Silver finish		
9	HINGES			Barrel hinge available in five finishes
		Quiet-close hinge		Barrel hinge
10	TOE KICK	Furniture board	Furniture board*	Plywood
		1/2" thick - fully enclosed		
11	MAGNETIC CATCH	Brass or Silver finish		
	WARRANTY	Lifetime Limited		

*Optional upgrade to plywood, interior receives maple veneer with clear finish.

Furniture board is a durable engineered composite material made of densely compressed wood fibers. Furniture board panels provide strength and consistency for long lasting cabinet construction.



Standard on all product lines

QUIET-CLOSE, FULL-EXTENSION
DRAWER GUIDES

- Controlled drawer closure - Won't slam shut!

QUIET-CLOSE DOORS

- Integrated hinge with controlled door closure - Won't slam shut!

Optional upgrade on all product lines

QUIET-CLOSE, FULL-EXTENSION,
HEAVY-DUTY DRAWER GUIDES

- Controlled drawer closure plus 135 lb. capacity

DRAWER CONSTRUCTION

Our drawer boxes maintain the same solid construction across all product lines giving you lasting durability and strength.

- $\frac{3}{4}$ " hardwood sides with $\frac{1}{4}$ " thick plywood fully captured bottom holds up for years to come.
- Furniture dovetail construction for a durable drawer box.
- Clear coat sealed surface is easy to clean and maintain.



Fully captured drawer bottom



Dovetail construction

PLYWOOD

Medallion may use Engineered plywood over Traditional plywood as a solution to an industry-wide thinning of the outer veneer on traditional plywood to maintain quality requirements where appropriate.

Engineered plywood solutions:

- Strong and stable, MDF (Medium Density Fiberboard) minimizes expansion and contraction for a smooth quality finish.
- A smooth consistent surface, MDF eliminates wood grain, waves and voids that affect the outer veneer.
- More resistant to moisture and humidity, resins in MDF result in more water resistance.
- Environmentally friendly, MDF supports CARB II standards and contributes to LEED credits, where applicable.



Medallion®

One Medallion Way
Waconia, MN 55387

www.medallioncabinetry.com

Medallion manufactured by

ELKAY®

AMERICAN PRIDE. A LIFETIME TRADITION.

Like your family, the Elkay family has values and traditions that endure. For almost a century, Elkay has been an American-owned and operated company, providing thousands of jobs that support our families and communities.



Product Availability

Styles and product availability may vary slightly from those shown in this guide due to material availability and/or improvements to our designs. Specifications are subject to change without notice.

Printing Limitations

It is impossible to match the colors shown in this catalog with our cabinet stain colors. Therefore, your customer must view the actual door samples when making a selection.



Kitchen Cabinet Manufacturers Association
Environmental Stewardship Program
All products impact the environment.
For ESP program criteria, visit greencabinetsource.org

